

MAINTEX



FACILITY SOLUTIONS

RESIDENTIAL HOUSING COMMUNITIES



Maintenance Training - Series I
Shower Area



Safety first! Be sure and wear Personal Protective Equipment. Use the right tools and supplies and always refer to the SDS for proper chemical handling.

The following steps will show you how to clean and disinfect the pool showers. Please note that pool showers vary at each location, and the frequency for maintaining these areas, must be determined on an individual basis.

1

Wearing your Personal Protective Equipment is very important for this step. Always read the instructions on all labels to ensure proper use.

2

Using Turbo Kill disinfectant, spray down all cross-contaminated areas such as showerheads, knobs, the floor, and handrails.

3


Let Turbo Kill set for 5 minutes to eliminate bacteria.

4

Using Fresh & Clean, pour onto the yellow side of a scrub sponge.

5

Apply Fresh & Clean to all surfaces that need to be cleaned. Allow this to set for a few minutes, but don't let it dry.

6

Next, turn the sponge over to the scrub side and agitate the surface until all the same areas have been covered.



7
Complete this same method on the floor, but use a deck brush to agitate the surface.



8
Rinse all areas completely and allow to air dry.

Shower Area Tool Kit Items



141032
Fresh & Clean
bathroom cleaner



146032
Turbo Kill
disinfectant



262235
9" Sprayer



212842
Black Gloves



226874
Scrub/Sponge



26892330
Wet Floor sign



24042205
Deck Brush



2640225R
Handle for Deck Brush




263914
Pail for water

Residential Housing Communities Maintenance Training Series

Also see MAINTEX Series I Training for:




Barbecue



Fitness



Pet Area



**Pool and
Outdoor Furniture**

City of Industry, CA

Corporate Headquarters,
Manufacturing and Sales

13300 E. Nelson Avenue
City of Industry, CA 91746
(800) 446-1888 or (626) 961-1888

Poway, CA

Branch Sales
and Warehouse

13575 Gregg Street
Poway, CA 92064
(800) 261-4456 or (858) 513-8286

Order your supplies directly from Maintex or visit us online at www.maintex.com